



**ARMOR BITS**

Newsletter of the ChicagoLand Armor Builders Society

June 2022

# REMEMBERING D-DAY



June 6, 1944



## ARMOR BITS



Well, the first AMPS convention in over two years has come and gone. Chuck Aleshire provided us with a summary of the convention as well as a proposal, which we approved, for our club to host the 2024 convention in South Bend. That of course will depend on the National committee approving a deal with the convention center. Thanks Chuck for getting this going!

This would be a great opportunity for us as its right in our back yard, even closer than Auburn Indiana in previous years. After attending the super regional last year, I can say that it would be a great venue for our convention. Lets hope it works out!

We met at the Education Center again last month, and I think everyone appreciated the trolley service to and from the parking lot. This will be our future meeting space whenever the Medill room is unavailable to us.

In June we will be meeting in the Medill room again, which will make it much easier to hold our club auction.

At the June meeting we will hold an auction to support the club. Please bring model kits (of any flavor) , books and modeling tools/supplies that you could donate. Since we do not collect membership dues, this is the only means we have to defray costs such as the web page, contest awards, etc.

Make sure you bring plenty of cash as I'm sure there will be many great deals!

This past weekend was memorial Day. Please keep in mind all those who gave their lives for us as well as all of the current military today. Thankfully we are not at war anywhere, but even in "Peacetime" accidents happen. It's a dangerous world out there.


Last of all, a big THANK YOU to everyone who manages to come to the monthly meetings. Everyone is busy and most of you must travel a good distance to the meeting. I appreciate it and hope the meetings are enjoyable. See you in two weeks!

*Stan*

Our next meeting will be **June 11<sup>th</sup>** at Cantigny in the **Medill room** of the reception building.



## MEETING NOTES

- The meeting was brought to order in the Education Center at Cantigny. A trolley was available between the parking lot and center which was much appreciated by everyone.
- The Treasurer's report was given
- **Upcoming events:**
  - ⇒ Lakes Region Scale NIMCON 10 show will be held on June 18<sup>th</sup> at McHenry County College. They will need help judging.
  - ⇒ Cantigny will conduct a live and On-line presentation June 6<sup>th</sup> 7:00 pm about Tank Support on Omaha Beach. Check the Cantigny web site for details.
  - ⇒ Every Thursday from June—August at 1pm the museum will conduct a Military Vehicle Display in the Tank Park to learn about the vehicles there. No reservation required. It will not be held in inclement weather.
- Next month (June) we will hold our  Club Auction. Please bring in your excess models (of any type), books and tools to donate for the auction. Its our only Club fund raiser.
- Chuck gave a short summary of the 2022 AMPS Nationals. It was the first one in two years, and very successful. Over 500 entries (+ one Flak Tower). The venue was first rate, excellent seminars, great vendor room. The show ran very well with outstanding models. There were many pictures on the Amps FB page. See last months newsletter for additional links.
- Next year's 2023 show will be in Camp Hill Pa. outside Harrisburg (10.5hr drive). The show theme is "Pacific War Armor"
- This was followed by a presentation to the club by Chuck to sponsor the **2024** National Convention in South Bend, which was the site for last years regional. It is a terrific venue that we are familiar with from that regional show.





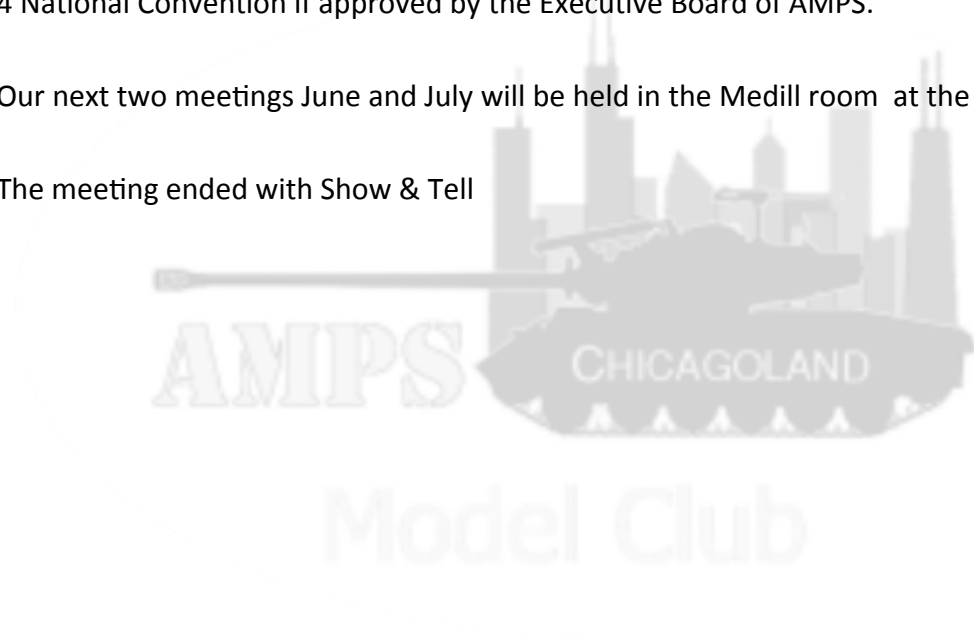
## ARMOR BITS



Typically the Midwest shows have been among the most popular locations for National conventions being a central location for both coasts and Canada with easy access for our International members.

After some discussion a vote was taken and unanimously approved by the members to host the 2024 National Convention if approved by the Executive Board of AMPS.

- Our next two meetings June and July will be held in the Medill room at the main reception center.
- The meeting ended with Show & Tell



### AMPS ChicagoLand

On September 8, 2007, 11 people met for the first time in Pat Keenan's living room, creating AMPS-Chicagoland. Since that day, AMPS Chicagoland has been an active chapter in the Armor Modeling and Preservation Society (AMPS) with members from Southern Wisconsin, throughout Illinois to Northwest Indiana. We specialize in all eras, scales and aspects of building military ground vehicle models.



These subjects include tracked vehicles, wheeled vehicles, artillery and figures. Our members consist of novice to master level, so all are welcome in our fun and inviting environment.

The AMPS – Chicagoland Chapter's philosophy is that having a good time and enjoying oneself while engaging in the military modeling hobby is of paramount importance. This means we do NOT take the hobby or ourselves too seriously and its members are expected to "play nice with others". There's just no drama.

For more information about AMPS Chicagoland, please visit our website at [www.amps-chicago.org](http://www.amps-chicago.org)



## The May Dirty Dozen





# SHOW AND TELL



Stan K Peerless Max CCKW 2-1/2T still “in progress”



Bob Kita  
DML  
Brumbaer









Kita Tree Turret



Bob Kita 1/35 German Tankers







Paul LaRock—Trumpeter Ukraine BMP2 in 2016





Ron D— AFV M54/M113 kit. Ron added a lot of scratch built details. Cab, armor, coupla and interior details. Bravo 6 figure with Hornet head.



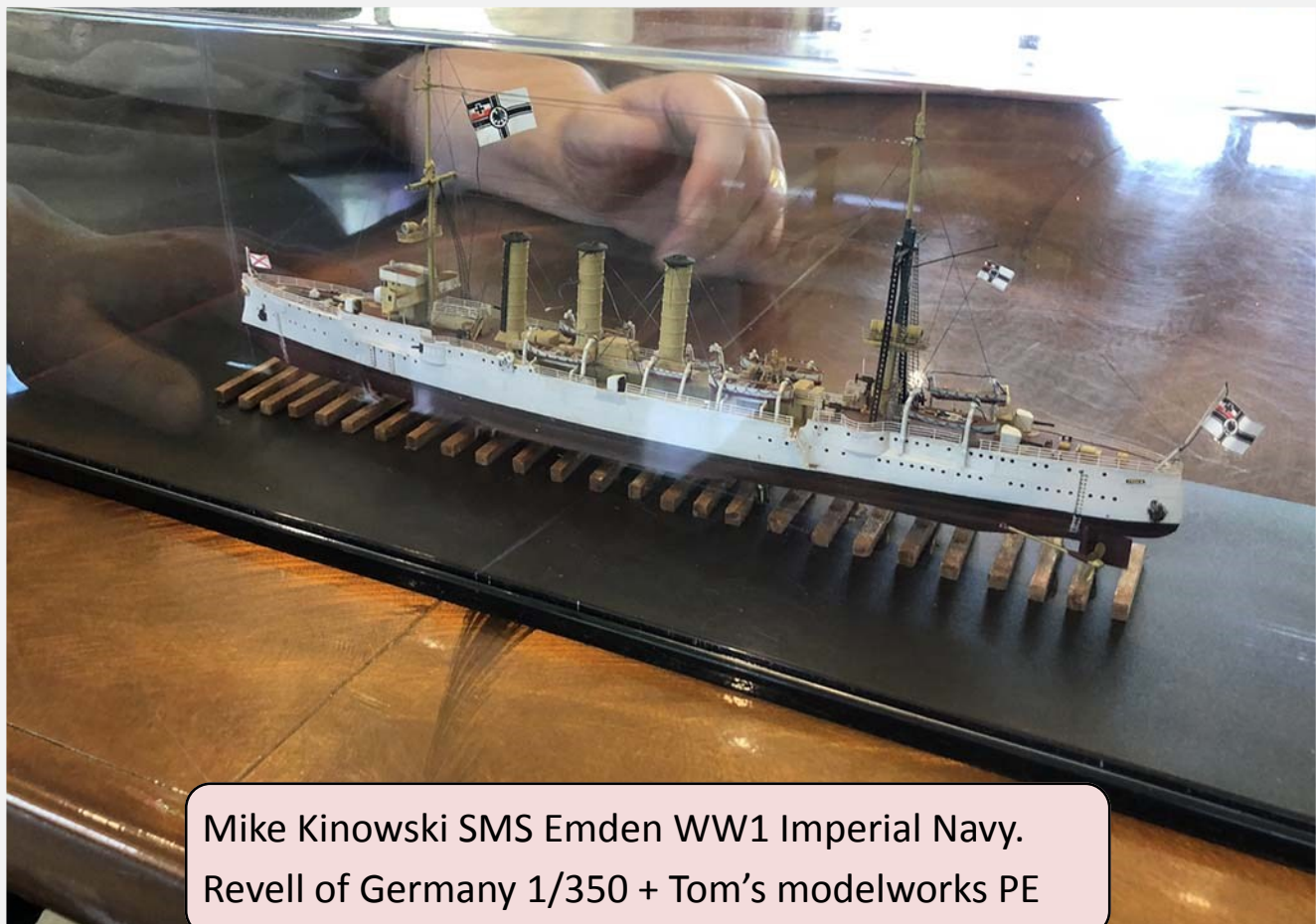
KV 2 1/35Warrior Figure



Dan Tisoncik

Trench Raider, 1/30 Tommy's War





Mike Kinowski SMS Emden WW1 Imperial Navy.  
Revell of Germany 1/350 + Tom's modelworks PE



Scott Graupner- Meng  
M1A1





XACT T80U

Re-weathered.







# Cheap and Easy Model Labels

By Chuck Aleshire

If you'd like to nicely label your prized models without paying a lot, read on. Another modeler showed me this technique for quick and easy model labels quite awhile back, I've been labeling my pieces this way for many years now.

Here's what I use;

- Brother P-touch label maker, PT- 90 ( Amazon, about 35 bucks ) Runs on 4 AAA batteries.
- Brother M-831 GOLD 12mm .047" tape ( Amazon, about 10 bucks, enough for a LOT of labels )
- Some sheet styrene ( thickness .010 - .020 )
- A metal straight edge, and sharp hobby knifeA Black Sharpie marker
- Two part 5 minute epoxy

Brother makes quite a few different variations of these tape style printers, check them out on Amazon you may find a version that better suits your needs. The PT-90 printer that I use is limited by its tape size of .47". However, that size works for me, so I'm happy with it. You do have the option of using different font sizes which enables you to have up to two lines of text on your label.



The printer is fairly simple to use, if you can boil water or use a spoon you'll be fine with it.

Once you've placed your text in the printer screen, you simply hit the print button, and use the tape cutter built into the machine once printing is done. Peel the backing from the tape, and apply the tape to some sheet styrene. Use a straight edge and a sharp hobby knife to cut the label from the sheet styrene. Score and snap.

Voilà, instant label almost ready for use.



I use thinner sheet for curved bases (circular or oval) because it's easier to get the label to conform to the model's base.

I generally use thicker sheet for the straight edges bases.

Once you have your label cut away from the sheet, and edge sanded if needed, I use a black Sharpie to color the white raw styrene edges black. This gives a nice finished appearance to the label.

I use two part 5 minute epoxy to secure the label to the base. I use the 5 minute stuff because it sets quicker when you're holding the label in place on the base.



See? Quick and easy! Cheap too, once you've sourced the printer and tapes. While writing this little tutorial up, I ordered another couple of the M-831 gold tapes from Amazon, now I'm probably set for life!





# The Last Round



Dan T recommended this product for making snow. It is a complete set of everything you need. He bought it from Last Cavalry at a good price. Comes with an excellent instruction manual.



## Date with History: Tank Support on Omaha Beach

Cantigny will conduct a live and **On-line** presentation June 6th 7:00 pm about [Tank Support on Omaha Beach](#). Check the Cantigny web site for details.

[REGISTER](#)

# JOIN AMPS TODAY

**NAME:** \_\_\_\_\_

**ADDRESS:** \_\_\_\_\_

**CITY:** \_\_\_\_\_ **STATE:** \_\_\_\_\_

**ZIP CODE:** \_\_\_\_\_ **COUNTRY:** \_\_\_\_\_

**PHONE:** \_\_\_\_\_

**E-MAIL:** \_\_\_\_\_

<b>MEMBERSHIP TYPES</b>	<b>1 Year</b>	<b>2 Year</b>	<b>3 Year</b>
Regular U.S.	<input type="checkbox"/> (\$30)	<input type="checkbox"/> (\$55)	<input type="checkbox"/> (\$80)
Regular Canada/Mexico	<input type="checkbox"/> (\$35)	<input type="checkbox"/> (\$65)	<input type="checkbox"/> (\$95)
Regular Rest of the World	<input type="checkbox"/> (\$40)	<input type="checkbox"/> (\$75)	<input type="checkbox"/> (\$110)
Junior (17 or under)	<input type="checkbox"/> (\$15)	<input type="checkbox"/> (\$30)	<input type="checkbox"/> (\$45)
Family Member*	<input type="checkbox"/> ( \$ 5 )	<input type="checkbox"/> (\$10)	<input type="checkbox"/> (\$15)

\*For anyone living at the same address with a regular active member. Family member DOES NOT receive an individual copy of *Boresight* but enjoy vendor discounts, website access, and can enter in the national competition as long as he/she is accompanied by the regular active member.



**IF PAYING BY CHECK OR MONEY ORDER SEND YOUR  
MEMBERSHIP DUES AND COMPLETED FORM TO:**

**AMPS**  
ATTN: MEMBERSHIP DEPT.  
P.O. BOX 227, FAIRHAVEN, MA 02719  
U.S.A.



All payments must be made in U.S. funds. AMPS accepts payments by check and money order, as well as PayPal. To join using PayPal, just visit the AMPS website:

[www.amps-armor.org](http://www.amps-armor.org)



THE END

