



## ARMOR BITS

July 2023

Newsletter of the ChicagoLand Armor Builders Society



Armor March-April 2004



**W**elcome to the latest edition of the newsletter.

This past weekend we attended NICON. It was another great event and if you missed it, please add it to your calendar for next year. We had approximately 6 members attend. Although the armor entry count was down this year, it was still a good show with many vendors and a wide selection of models.

For those members who attended, it was a very enjoyable day! A big Thankyou to Pat Vess and Tommy K for helping to judge!

There was also a John Wendt sighting! Its always great to talk with John and he shared pictures with us of his latest build and new work area! John also donated his raffle winnings for a club auction. Thanks John, and we hope to see you again soon!

In other news, I have included in this issue a summary of events/battles that took place in 1944. Hopefully this will provide

some inspiration for a model entry at next years convention in South Bend!

I also would encourage anyone nearby to attend one of our meetings. We have a great group of guys who bring their models, talk about the finishing process, offer tips and advice, along with a LOT of laughs! We always have a great time, and if possible I would encourage you to stop in at the post meeting festivities at the Rock Bottom restaurant for some continuing discussions aided by great food and something to wet your whistle!

Its always entertaining and we would love to see you there!

Hope to see you at the meeting.....

*Cheers*

*Stan*

**Our next meeting is scheduled for 10am July 8th @ the Cantigny Medill room** Watch for the reminder to verify.

## **JUNE '23 MEETING NOTES**

Welcome – 13 members attended in the MeDill room

Treasure's report—AMPS Int show was a huge success!

2023 Meeting list – Next Month? TBD as usual

Dan Tisoncik's Garage sale went well and his remaining books are on sale. Contact Ron

*Damratowski for details. We auctioned several books at the meeting, and Ron promised to bring in more next month*

**Lakes Nimcon** contest on June 24<sup>th</sup>. We sponsored BEST ARMOR award. *About 6 members attend and thanks to Tommy K & Pat Vess for help in judging.*

After checking the roster we are now at 40 members.

New business? *Joel is looking for any info about tye CMK 1/72 Clubmobile conversion kit.*

*If you are a veteran consider joining the Cantigny HONOR club. You only need a copy of your DD214 or a vfw membership card. See the Cantigny website for details.*

**Show & Tell**



# TRACK LINKS

“The Army’s first new major combat vehicle in two decades will be known as the M10 Booker Combat Vehicle, honoring fallen soldiers killed in the Iraq War and World War II, service officials said.” --Stars and Stripes

[https://www.defensenews.com/land/2023/06/10/us-armys-new-combat-vehicle-named-for-soldiers-killed-in-iraq-wwii/?utm\\_source=linkedin&utm\\_medium=social&utm\\_campaign=dfn-rss-zap-13](https://www.defensenews.com/land/2023/06/10/us-armys-new-combat-vehicle-named-for-soldiers-killed-in-iraq-wwii/?utm_source=linkedin&utm_medium=social&utm_campaign=dfn-rss-zap-13)

<https://www.stripes.com/branches/army/2023-06-10/army-combat-vehicle-m10-booker-10387122.html-5>

105mm M10 Booker weighs in at 42 tons and is \$12.9M per tank. 120mm M1A2 SEPv3 is \$24M and weighs in at nearly 74 tons. --Stars and Stripes.



# TRACK LINKS

This is a video series about color from True-Earth paints. Although they use their paints, any paint for that matter can be used, although Acrylic paint with a wet palette is probably the best method. I found that this takes the “FEAR” out of mixing colors!


Not only that but it has answered many questions about shading and especially fading colors.

<https://www.youtube.com/watch?v=1n0xyNrjyXU&list=PLI47esWnBGDFUTzFFVDetPt1lq8jK3rKn&index=2>

## ESSENTIAL Colors


Ironwork - True Earth - 1 / 6

↔ ↻




4:05

**COLOR PRACTICE for Modellers - ESSENTIAL Colors 1**  
Ironwork - True Earth




5:00

**COLOR PRACTICE for Modellers - ESSENTIAL Colors 2**  
Ironwork - True Earth




6:42

**COLOR PRACTICE for Modellers - COLOR Wheel Basics - ESSENTIAL Colors 3**  
Ironwork - True Earth




5:42

**COLOR PRACTICE for Modellers - YELLOW SAND DUNKELGELB - ESSENTIAL Colors 4**  
Ironwork - True Earth



5:05

**COLOR PRACTICE for Modellers - DARK & GREY - ESSENTIAL Colors 5**  
Ironwork - True Earth



**COLOR PRACTICE for Modellers - LIGHT & FADE - ESSENTIAL Colors 6**  
Ironwork - True Earth

# TRACK LINKS

## small SUBJECTS

Big Ideas About Miniatures  
& Modeling



Small Subjects is a podcast devoted to discussing big topics in the worlds of scale modeling, diorama-building, and sculpting and painting miniature figures, as well as presenting interviews with some of the top artists in the field, including every era, and ranging from historical to fantasy subjects.

<http://www.boxdioramas.com/smallsubjects>



Don't forget about the **Zoom call reminiscence** up on the club web page in 3 parts for ease of viewing; <http://www.amps-chicago.org/PhotosMeetings.htm>



For a meeting by meeting description go here:

<http://www.amps-chicago.org/News.htm>

For a simple list of photos try this:

<http://www.amps-chicago.org/PhotosMeetings.htm>





**ARMOR BITS**



# TRACK LINKS

## Destination Of Russian T-90 Tank Left At Truck Stop Comes Into Focus

The Russian T-90A tank taken off the battlefield in Ukraine appears to be headed to the Aberdeen Test Center.

WarZone [Link](#)



**Russian-Designed Tanks  
Roll Toward Aberdeen Proving Ground in Maryland to Aid Ukraine, Boost US Intelligence**

<https://www.military.com/daily-news/2023/06/13/russian-designed-tanks-roll-toward-aberdeen-proving-ground-maryland-aid->



Ukrainian soldiers on captured Russian tanks T-72 hold military training close to the Ukraine-Belarus border near Chernihiv, Ukraine, Friday, Oct. 28, 2022. (AP Photo/Aleksandr Shulman, File)



# TRACK LINKS



Nimcon 23





## A list of major events of 1944


1944	W Europe	N&E Europe	Med & Africa	Mainland Asia	Pacific
January	-	Russians advance into Poland & Ukraine	USA at Rapido & Gustav line Anzio	Merrill's Marauders	US forces invade Kwajalein & Marshals
February	SHAEF	-	Monte Casino & Anzio	Allies in India	Eniwetok landings
March	-	Russians continue in Ukraine	Monte Casino & Anzio	Chindits Imphal battle	New Britain & Bougainville
April	-	Odessa taken	-	Japanese attacking in China	Hollandia landings
May	-	Sevastopol recaptures	Anzio breakout	-	-
June	D-Day	Russians cross Dnieper	-	Siege of Imphal lifted	Saipan

1944	W Europe	N&E Europe	Med & Africa	Mainland Asia	Pacific
July	Caen Operation Goodwood Operation COBRA	Russians in Poland 10 miles from War-saw	8th army reaches Arno R	Japanese retreat from Impala	Guam Landings Tinian Landings
August	So of France landings Falaise	Vistula bridgehead Russians reach East Prussia	8th Atmy enters Flor-ence	Final Japanese re-sistance in India	Guam & Tinian secured
September	Antwerp taken Operation Market-Garden USA reaches Siegfried line	Bulgaria taken Russia at Yugoslav border Russia occupies Estonia	Gothic line broken 8th Army crosses Ru-bicon	-	Palaus attacked
October	Aachen falls	Belgrade occupied Riga captured Russians enter East Prussia	British land in Greece	British in Burma	USA invades Leyte
November	Allies cross Moselle R and Saar R	-	Greece liberated	Continued fighting in Burma & China	-
December	Battle of the Bulge 16-25 Patton relieves Bastogne –26th	Russia crosses Sajo R.	Germans withdraw to Crete	Continued fighting in Burma & China	Mindoro airfield End of Japanese resistance on Leyte



# MAY SHOW AND TELL

**Chuck Aleshire** — Takom Porsche JAGDTiger 1/35



A specific vehicle - #004 built and went to the test track. Still has Zimmerit . It was discovered by the Americans in '46. Brits took it back with you tube available on a test track. The unique feature is a missing bogie wheel on the left side that has not been replaced to this day! Total production was 80 units.

The model is good but the tracks are problematic. They took 2 weeks to assemble. It had no external storage.

**Bill Horn**— Tamiya Panther G loaded with extras and super detailed;

DML Panzer 4 H Still needs weathering.







## Victor—

Tamiya  
Scratch built  
M10 Achilles  
in 1/48th

Scratch built chassis on the hull; Interior is scratch built. RB barrel and tank rounds; rear stowage is a combo aftermarket and scratch built.

Tamiya paint finish and base is foam hand carved.



**Scott Graupner** — Trumpeter T64BM “Bulat” Ukrainian 1/35th



OOB, comes with 2 PE sheets. Replaced the log. Tracks were difficult to assemble but finished ok. Scott aimed for a late summer finish. He used Mig Oil brushers “Dusty Earth”, followed by some other oils.

In this case mixed Tamiya paint and Gloss 50:50 and subsequent decals and some Future brushed on the area beforehand, another coat of Future than Vallejo Satin/50 % water overall. Followed up with various washes, filters, pigments, & oils.


Vision blocks were clear so backside painted “clear green” then silver over that. They are masked over prior to painting the model. White crosses were stenciled and painted.



**Bob Kita** — Tamiya Marder 1- the wire netting was hand woven! — Nashorn — DML Grief—needs a good deal of work.









**Dan O'Connor** — Taska M4A3E8 Sherman

Fruel tracks, RB Barrel, PE, aftermarket tools, and Tamiya paint with AK dust.





**Ihor**— Bronco Diana Sd Kfz 6 dio still “in progress”







The June meeting in Cantigny's Medill room








# The Last Round



At the last meeting ,I presented a demo based on a FB entry describing a technique to make small chain out of twisted wire. I have pictured the method here. Its simple and cheap although you will need to practice the method and experiment with different size wire to achieve the best effect for your application.



.015 dia copper wire twisted


After "hammering"


.006 dia twisted wire



#1 .013 dia wire folded in half to enable two strands

#2 The wire at looped end is clamped to hold it firmly. The other "open" end is held, in this case in a small pin vise.







#3 This shows the wire as its clamped and beginning to twist.



#4 Left is a picture after 25 turns  
And  
On the right after 50 turns.  
The more turns the smaller or  
“more” links per inch.



#5 this is the twisted wire now sitting on a flat  
piece of steel.






#6 Here is a picture of the wire after its been lightly hammered to create the “chain” effect.



... and the small hammer used.  
The head is about 5/8 in dia.



#7 I clamped the “chain” and used a needle to open one “link” to allow attachment if needed.



**A**nd that’s all there is. My first attempt took me approximately 20 minutes, but half of that was getting together the required materials .

I think that with a little trial and error you should be able to make some small chain for use, that would look better than the flat PE chain often used.



# The Last Round



In the latest **MMSI** Journal "The Scabbard" there is a great article about the restoration of some of Shep Paine's box dioramas. <http://www.military-miniature-society-of-illinois.com/the-scabbard>

## The SCABBARD

The Journal of the Military Miniature Society of Illinois

A Special Issue About Restoring Some of the Most Celebrated Box Dioramas in the History of Our Art Form



And in the latest "**Small Subjects**" podcast

<https://smallsubjects.buzzsprout.com/1807994/13079318-episode-36-mike-hilleary>

there is a description of a recently held auction of many of Shep's box dioramas that had been in a private collection and a significant number have been acquired by friends of Shep. The podcast details the events leading up to the auction and some of the restoration efforts afterwards.

Last of all, there is an announcement that these Box Dioramas will be on display (some for the first time since they were made), at the MMSI show in October!

The MMSI show is always a great event, but to be able to actually experience these original dioramas, just an hour or two away, makes this an event **NOT TO BE MISSED!**

**The 2023 Chicago Show takes place once again at the Chicago Marriott Schaumburg, Oct. 20-21**



## AMPS ChicagoLand

On September 8, 2007, 11 people met for the first time in Pat Keenan's living room, creating AMPS-ChicagoLand. Since that day, AMPS ChicagoLand has been an active chapter in the Armor Modeling and Preservation Society (AMPS) with members from Southern Wisconsin, throughout Illinois to Northwest Indiana. We specialize in all eras, scales and aspects of building military ground vehicle models.



These subjects include tracked vehicles, wheeled vehicles, artillery and figures. Our members consist of novice to master level, so all are welcome in our fun and inviting environment.

The AMPS – ChicagoLand Chapter's philosophy is that having a good time and enjoying oneself while engaging in the military modeling hobby is of paramount importance. This means we do NOT take the hobby or ourselves too seriously and its members are expected to "play nice with others". There's just no drama.

For more information about AMPS ChicagoLand, please visit our website at [www.amps-chicago.org](http://www.amps-chicago.org)

# JOIN AMPS TODAY

**NAME:** \_\_\_\_\_

**ADDRESS:** \_\_\_\_\_

**CITY:** \_\_\_\_\_ **STATE:** \_\_\_\_\_

**ZIP CODE:** \_\_\_\_\_ **COUNTRY:** \_\_\_\_\_

**PHONE:** \_\_\_\_\_

**E-MAIL:** \_\_\_\_\_


<b>MEMBERSHIP TYPES</b>	<b>1 Year</b>	<b>2 Year</b>	<b>3 Year</b>
Regular U.S.	<input type="checkbox"/> (\$30)	<input type="checkbox"/> (\$55)	<input type="checkbox"/> (\$80)
Regular Canada/Mexico	<input type="checkbox"/> (\$35)	<input type="checkbox"/> (\$65)	<input type="checkbox"/> (\$95)
Regular Rest of the World	<input type="checkbox"/> (\$40)	<input type="checkbox"/> (\$75)	<input type="checkbox"/> (\$110)
Junior (17 or under)	<input type="checkbox"/> (\$15)	<input type="checkbox"/> (\$30)	<input type="checkbox"/> (\$45)
Family Member*	<input type="checkbox"/> ( \$ 5 )	<input type="checkbox"/> (\$10)	<input type="checkbox"/> (\$15)

\*For anyone living at the same address with a regular active member. Family member DOES NOT receive an individual copy of Borelight but enjoy vendor discounts, website access, and can enter in the national competition as long as he/she is accompanied by the regular active member.



**IF PAYING BY CHECK OR MONEY ORDER SEND YOUR  
MEMBERSHIP DUES AND COMPLETED FORM TO:**

**AMPS**  
ATTN: MEMBERSHIP DEPT.  
P.O. BOX 227, FAIRHAVEN, MA 02719  
U.S.A.



All payments must be made in U.S. funds. AMPS accepts payments by check and money order, as well as PayPal. To join using PayPal, just visit the AMPS website:

[www.amps-armor.org](http://www.amps-armor.org)

**THE END**