



# UPDATE


Newsletter of the ChicagoLand Armor Builders Society

March 2022





# UPDATE



Greetings

Well we are not out of the woods yet, but the days are getting longer, Covid rates are down, and we are approaching the National contest. It's my favorite time of the year. It is also my reminder to renew my AMPS membership.

I can't say enough about the value of AMPS. Between the Boresight magazine, the reviews and build articles on the website, and the local meetings it's a lot of value for your dollars. AND since our local chapter does not charge any membership fee, please consider joining the national organization. It really does make a difference!

Our next meeting in March will again be in the 1<sup>st</sup> Div Reference library. Watch your emails for any last minute changes.

I hope to see you all March 12<sup>th</sup>.

Stan

**Our next meeting will be at Cantigny Park, in the downstairs research library of the 1<sup>st</sup> Division museum March 12 at 10am.**



# UPDATE

## February Meeting Notes

### Club Business

Chuck provided an update on finances. The Nationals in Virginia remains on schedule. Check the AMPS website for schedule updates.

We had two prospective new members along with 8 regulars for the meeting.





## 2022 Atlanta Model Figure Show in conjunction with AMPS ATLANTA

The 2022 show was held our this past weekend. Our show theme this year was “Engineering and Recovery Vehicles.”

We had 30 individuals enter models/dioramas/vignettes/figures for judging. There was a total of 93 entries and 5 models for display only.

We awarded 14 Bronze, 38 silver and 15 gold medals.

Below are pictures of the show award winners. The remaining models can be found on the AMPS facebook page and eventually on the AMPS Atlanta web site.  
All photos were provided by Tony Higgs.





Best Modern Subject  
Ken Guntin



Show Theme Award  
"Engineering and Recovery Vehicles"  
Mike Sacklyn



Best Axis Subject  
Mike Sacklyn



Roger Altizer Memorial Award  
"Best German Heavy"  
Daniel Buchmeier





Best Master  
Tony Zadro



Best Diorama  
Jesse Naughton



Best Allied Subject  
Philip Hui




Best Junior  
A. J. Monte







# UPDATE



## Submissions

Interested in painting in acrylics? MMSI stalwarts Pat Vess and Joe Berton talked switching to "eyedropper paints" on the latest episode of *Small Subjects: Big Ideas About Miniatures and Modeling*, the podcast hosted by Barry Biediger and Jim DeRogatis. [You can listen here](#) or on the streaming platform of your choice.

Sean Lynch posted: Polish Museum of Military Technology

These are mostly vehicles used by Poland at some point. Obviously some vehicles must be gifted to them such as the US M107. And I would guess that the german wrecks were all found in Poland over the course of the years. I can't really identify each vehicle separately, but it's quite an eclectic group.(Ed: I have included a sampling here; the rest will be on our club website; many detail shots)





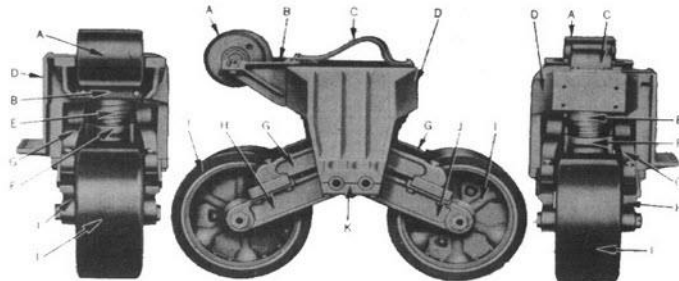




Here is a great site for everything SHERMAN

[http://the.shadock.free.fr/sherman\\_minutia](http://the.shadock.free.fr/sherman_minutia)

Pierre-Olivier Buan, Joe DeMarco and Leife Hulbert present :  
**SHERMAN MINUTIA WEBSITE**



Various things about Sherman tanks

[Sherman vocabulary](#) (design of the hull, 47° and 57° glacis plates, dry and wet stowage)

[How to read Sherman casting markings](#)

[Where to find a Serial Number](#) or other useful information on a Sherman tank?

[The oldest surviving Sherman](#) - A photo gallery of the early M4A1(75) displayed at the Bovington Tank Museum (UK)

[Sherman dataplates](#) - A study of Sherman dataplates and the information they reveal

Here are a few more shots of Sherman details that I stumbled upon from the B.A.I.V. website. There are large numbers of pictures during the restoration of various sub- assemblies.











## Members Show & Tell

**Bob Kita**

DML Panzer IV rework, Stalingrad figures with Hornet heads.





A Young Miniature bust Bob is re-working. 200mm?



Young Miniature bust in progress



Italeri Semovente w/ Model Victoria figure





## Joe Kozak

Joe brought a couple of new kits he'd bought - a MiniArt Chevy truck, and some ICM kits of aircraft subjects ( Ron brought a wonderfully done McDonalds coffee cup...)





**Joeseeph Johnson** brought a Tamiya Walker Bulldog



**Scott Graupner's** two builds:

Hobby Boss King Tiger, Scott said tracks were a real pain to clean up, but they did come out looking good.






DML panzer IV with Ryefield Indy link tracks.



**Chuck's** in-progress 1/350 scale TAKOM Berliner Zoo Flak Tower. The kit was lacking the steel shutters over the windows, so they were fabricated from .010 evergreen sheet styrene..all 144 of them.



Detail view of one of the 128mm twin guns on the tower roof. Paint used was an acetone solvent paint called tru-color. Extremely thick paint, required massive thinning and high pressure to spray. Never again..



**Joel's** 1/72 scale conversion of a T-34 to some kind of APC or recon vehicle, Egyptian maybe





**Victor** found a mold making material on AMAZON called Oyumaru and is experimenting with it. It's a material that you soften in not quite boiling water and press a master into it to form a mold once cool. It cannot be used with resin due to resins curing temps, but works fine with putties or dental plaster. Seems to make decent castings of certain items.



He also found a place 3D printing nice looking tracks for reasonable prices ( I think he said something like 10 bucks a set )



These numbers are estimates only, each kit may require more or less due to scale conversion, or manufacturer. You may also want to add a few extra links in order to add sag and mimic a stretched track, or remove a few links in order to achieve the "tight track" effect. This is part of the fun of modeling: customizing the kit to be what we are recreating or imaging.

Tank Version	# of Links
Panzer I, Ausf. A	88
Panzer I, Ausf. B	100
Panzer I, Ausf. C & D	91
Panzer I, Ausf. F	65
Panzer II, Ausf. A, B, C, & F	108
Panzer II, Ausf. D, E, & Flammpanzer	96
Panzer II, Ausf. L Luchs	95
Panzer 38 T	93
Jagdpanzer 38 / Hetzer	96
Panzer III / STUG III Ausf. A, B, C, D, E, F, G	99
Panzer III / STUG III Ausf. H, I, J, K, L, M, N	93
Panzer IV Ausf. A, B, C, D, E	101
Panzer IV Ausf. F, G, H, I, J	99
Panther Ausf. D, A, G / Jagdpanther	86
Tiger I, SturmTiger	96
Jagdpanzer Tiger / Ferdinand / Elephant	109
Tiger II / King Tiger / Jagdtiger	92
M3 Lee / Grant	75-80
M4 Sherman VVSS	75-80
M4 Sherman HVSS / "Easy 8"	75-80
M10 / M36 Tank Destroyer	75-80

## Vics Armor





Tamiya 1/48 Tamiya M4A3E8 sandbagged with homemade sandbags made of Biggs two part putty, inside a scratch built frame. Some of the stowage ( packs, gas cans ) were made with the mold making Oyumaru stuff described earlier.





Join us in Virginia for the 26th AMPS convention! Scale modelers are invited to bring their creative work for display and plug into the friendly and instructional atmosphere.

The convention theme is Move It! Build a subject that hauls, moves, or transports supplies, vehicles or people and you could receive a theme special award.

Many of the best armor modeling product vendors will be with us to help you find great deals on new and old kits, tools, books and accessories.

Seminars from inspiring hobbyists and historians will teach you new techniques.

Come early and visit the many museums and military collections in the region.

**7-9 APRIL**

**CONTEST/DISPLAYS · AWARDS · VENDORS  
SEMINARS · PRODUCT DEMOS · RAFFLE**

**THE MARRIOTT AT CITY CENTER  
740 TOWN CENTER DRIVE · NEWPORT NEWS, VA**



Visit the AMPS website for all the details: [AMPS-Armor.org](http://AMPS-Armor.org)



# JOIN AMPS TODAY

**NAME:** \_\_\_\_\_

**ADDRESS:** \_\_\_\_\_

**CITY:** \_\_\_\_\_ **STATE:** \_\_\_\_\_

**ZIP CODE:** \_\_\_\_\_ **COUNTRY:** \_\_\_\_\_

**PHONE:** \_\_\_\_\_

**E-MAIL:** \_\_\_\_\_


<b>MEMBERSHIP TYPES</b>	<b>1 Year</b>	<b>2 Year</b>	<b>3 Year</b>
Regular U.S.	<input type="checkbox"/> (\$30)	<input type="checkbox"/> (\$55)	<input type="checkbox"/> (\$80)
Regular Canada/Mexico	<input type="checkbox"/> (\$35)	<input type="checkbox"/> (\$65)	<input type="checkbox"/> (\$95)
Regular Rest of the World	<input type="checkbox"/> (\$40)	<input type="checkbox"/> (\$75)	<input type="checkbox"/> (\$110)
Junior (17 or under)	<input type="checkbox"/> (\$15)	<input type="checkbox"/> (\$30)	<input type="checkbox"/> (\$45)
Family Member*	<input type="checkbox"/> ( \$ 5 )	<input type="checkbox"/> (\$10)	<input type="checkbox"/> (\$15)

\*For anyone living at the same address with a regular active member. Family member DOES NOT receive an individual copy of *Boresight* but enjoy vendor discounts, website access, and can enter in the national competition as long as he/she is accompanied by the regular active member.



**IF PAYING BY CHECK OR MONEY ORDER SEND YOUR  
MEMBERSHIP DUES AND COMPLETED FORM TO:**

**AMPS**  
ATTN: MEMBERSHIP DEPT.  
P.O. BOX 227, FAIRHAVEN, MA 02719  
U.S.A.



All payments must be made in U.S. funds. AMPS accepts payments by check and money order, as well as PayPal. To join using PayPal, just visit the AMPS website:

[www.amps-armor.org](http://www.amps-armor.org)

0613

THE END

